



### District Report Card: 2017


<b>State:</b> Maharashtra	<b>District:</b> Sindhudurg
<b>Class:</b> 8	<b>Subject:</b> Mathematics
<b>Schools:</b> 51	<b>Students:</b> 1450


### Participation/Coverage


#### Students

<b>GENDER</b> 	Boys		Girls	
	Number	%	Number	%
	684	47.17	766	52.83

<b>AREA</b> 	Rural		Urban	
	Number	%	Number	%
	1303	89.86	147	10.14

<b>CATEGORY</b> 	SC		ST		OBC		GEN	
	Number	%	Number	%	Number	%	Number	%
	90	6.21	20	1.38	470	32.41	870	60.00

<b>CWSN</b> 	LD	VI	HI	S&LD	ID	Oth
	4	5	0	0	2	4

<b>Management</b> 	Government		Government-aided	
	Number	%	Number	%
	0	0.00	1450	100.00

### Average Performance of Students in Mathematics (%)

Overall	Gender		Area		Management		Social Group			
	Male	Female	Rural	Urban	Govt.	Aided	SC	ST	OBC	GEN
45.20	45.41	45.01	44.11	54.83	0.00	45.20	47.19	41.33	45.26	45.05

## Performance on Learning Outcomes (LOs)

Learning Outcomes	Description	Average Performance(%)
M601	Solves problems involving large numbers by applying appropriate operations	31.89
M606	Solves problems on daily life situations involving addition and subtraction of fractions / decimals	28.11
M620	Finds out the perimeter and area of rectangular objects in the surroundings like floor of the class room, surfaces of a chalk box etc.	42.33
M621	Arranges given/collected information in the form of table, pictograph and bar graph and interprets them	39.73
M702	Interprets the division and multiplication of fractions	43.24
M705	Solves problems related to daily life situations involving rational numbers	38.76
M706	Uses exponential form of numbers to simplify problems involving multiplication and division of large numbers	30.70
M707	Adds/subtracts algebraic expressions	52.55
M710	Solves problems related to conversion of percentage to fraction and decimal and vice versa	29.72
M717	Finds out approximate area of closed shapes by using unit square grid/graph sheet	37.16
M719	Finds various representative values for simple data from her/his daily life contexts like mean, median and mode	59.41
M721	Interprets data using bar graph	63.38
M801	Generalizes properties of addition, subtraction, multiplication and division of rational numbers through patterns	32.82
M802	Finds rational numbers between two given rational numbers	37.89
M803	Proves divisibility rules of 2, 3, 4, 5, 6, 9 and 11	56.22
M804	Finds squares, cubes, square roots and cube roots of numbers using different methods	58.45
M808	Uses various algebraic identities in solving problems of daily life	50.00
M812	Verifies properties of parallelogram and establishes the relationship between them through reasoning	44.70
M818	Finds surface area and volume of cuboidal and cylindrical object	43.24
M819	Draws and interprets bar charts and pie charts	54.21

Range of Performance of Students who Answered Correctly							
Below 30%		30% - 50%		50% - 75%		Above 75%	
Number	%	Number	%	Number	%	Number	%
353	24.34	529	36.48	474	32.69	94	6.48

## Lowest Performing Learning Outcomes (LOs)

- 1 - Solves problems on daily life situations involving addition and subtraction of fractions / decimals (28.11)
- 2 - Solves problems related to conversion of percentage to fraction and decimal and vice versa (29.72)
- 3 - Uses exponential form of numbers to simplify problems involving multiplication and division of large numbers (30.70)

4 - Solves problems involving large numbers by applying appropriate operations (31.89)

5 - Generalizes properties of addition, subtraction, multiplication and division of rational numbers through patterns (32.82)